

# Work for inspiration!

'Add vibrant detail to stylised illustration'



Louise Welsh



Haren Freakley



Jo Goudie

## coloursoft range

6 Pencil Blister  
Ref: 0701025



12 Pencil Tin  
Ref: 0701026



24 Pencil Tin  
Ref: 0701027



36 Pencil Tin  
Ref: 0701028



72 Pencil Tin  
Ref: 0701029



72 Pencil Wooden Box  
Ref: 0701031



72 Pencil Tub  
3 pencils of each  
of the 24 colours  
Ref: 0701030



Derwent Coloursoft pencils are available from all good fine art stores.  
For further information about the Derwent ranges log onto:

[www.pencils.co.uk](http://www.pencils.co.uk)

Cumberland Pencil Company, Derwent House, Jubilee Road, Lillyhall Business Park, Workington, Cumbria, CA14 4HS  
Item No. 0701044

DERWENT

DERWENT

# coloursoft

## Smooth, vibrant colour pencils



# Soft, Smooth, Rich Colour

This fabulous pencil from Derwent has a soft, velvety strip, ideal for the quick, dense application of bold, vibrant colour. The unique formulation is also highly blendable, allowing an infinite spectrum of subtly different tones to be created. Although perfect for bold, contemporary drawings and sketches, Derwent Coloursoft can also be sharpened to a fine point for more detailed work, such as fashion illustration, animal portraiture and landscapes.

Derwent Coloursoft is a range of 72 superb colours, specially chosen for their richness and versatility. A panel of professional artists, who use soft textured pencils, have extensively tested the range and are very impressed with its performance. The pencils produce exceptional depth of colour on a wide range of drawing surfaces and interesting effects can be achieved using different types of paper. For rich, vibrant colour with easy blendability, Derwent Coloursoft is the perfect choice.


Derwent Coloursoft is available individually, in a blister pack of 6 specially selected colours or in assorted tins of 12, 24, 36 or 72. There is also a beautiful wooden box containing the full range of 72.

These pencils are a delight to use, and really deliver what I look for most in coloured pencils - colour! Luscious, intense colour, in layer upon layer. Their softness means that they glide onto the page, giving a smooth even coverage. A beautiful addition to the Derwent range of quality coloured pencils.

**Bob Ebdon**

**Bob Ebdon created this drawing and explains some of the techniques he used in the drawing process.**

Use a light touch and the side of the pencil for soft even layers. The background tone was built-up using



The highlights are the White paper showing through – preserve this in your drawing. I softened the edges using White. Also, Look out for reflected colour in shiny objects.

The intense colour was built up in many layers from light to dark using Blue, Electric Blue, Indigo and Royal Purple and then burnished using the White pencil. This blends them all together smoothly and adds a glow, which shows through when you add the colours again on top of the White.

I used complementary colours – in this case Green – to darken the shadows. Then put the local colour – Deep Red – back on top so it 'reads' as a red.

## 'Add richness to landscapes'



Graham Broce

My pictures are always highly detailed and as a result my criteria in pencils is quite demanding. They must be resilient; blend and burnish well; lay down strong rich colours with good coverage; lift out easily with knife and eraser and work comfortably with other types of pencil.

I needn't have worried... Coloursoft came through with flying colours!

Graham Brace

A step by step guide to create  
rich and vibrant illustrations



Start with the  
lightest colours -  
Acid Yellow, Deep  
Cadmium, Blood  
Orange, Deep Red.



Treat the stem in the same light to dark way, using Yellow Green, Pea Green and Dark Green, but do not burnish; it is not shiny!



Burnish with White to blend these together and add a glow.



Build up the darks using Green as a complementary colour to the red, covering with Deep Red for the last layer.















































































































































































































Re-layer the reds and oranges. See how smoothly and intensely these go on now.



Add a shadow with Royal Purple and some reflected Deep Red.

## Derwent coloursoft colour range

All colours are available individually or in assortments

C010	Cream			
C020	Acid Yellow			
C030	Lemon Yellow			
C040	Deep Cadmium			
C050	Yellow Ochre			
C060	Pale Orange			
C070	Orange			
C080	Bright Orange			
C090	Blood Orange			
C100	Rose			
C110	Scarlet			
C120	Red			
C130	Deep Red			
C140	Deep Fuchsia			
C150	Cranberry			
C160	Loganberry			
C170	Soft Pink			
C180	Blush Pink			
C190	Pink			
C200	Bright Pink			
C210	Pink Lavender			
C220	Grey Lavender			
C230	Pale Lavender			
C240	Bright Purple			
C250	Purple			
C260	Bright Lilac			
C270	Royal Purple			
C280	Blackberry			
C290	Ultramarine			
C300	Indigo			
C310	Prussian Blue			
C320	Electric Blue			
C330	Blue			
C340	Baby Blue			
C350	Iced Blue			
C360	Cloud Blue			
C370	Pale Blue			
C380	Sea Green			
C390	Grey Green			
C400	Mid Green			
C410	Dark Green			
C420	Green			
C430	Pea Green			
C440	Light Green			
C450	Yellow Green			
C460	Lime Green			
C470	Mint			
C480	Lincoln Green			
C490	Pale Mint			
C500	Lichen Green			
C510	Brown			
C520	Dark Brown			
C530	Pale Brown			
C540	Pimento			
C550	Ginger			
C560	Peach			
C570	Pale Peach			
C580	Light Sand			
C590	Ochre			
C600	Mid Brown			
C610	Dark Terracotta			
C620	Mid Terracotta			
C630	Brown Earth			
C640	Brown Black			
C650	Black			
C660	Persian Grey			
C670	Dove Grey			
C680	Petrel Grey			
C690	Steel Grey			
C700	Mid Grey			
C710	White Grey			
C720	White			

\*Please note that the contents may be substituted at any time  
with a product equal or superior to that specified\*  
\*Colours shown are a representation only and may not be accurate\*